

SELECTIVE CONFORMAL COATING AND DISPENSING SOLUTIONS

IR CURING OVENS CF HIR SERIES



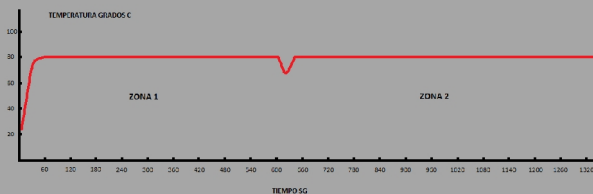
RELIABLE, ACCURATE AND EASY MAINTENANCE SOLUTIONS

IR CURING STATIONS FOR CONFORMAL COATINGS AND ADHESIVES

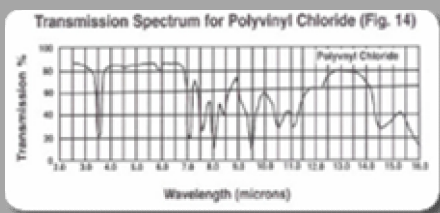
- IR CURING OVENS SPECIFICALLY DESIGNED FOR CONFORMAL COATINGS APPLICATIONS (SILICONES, URETHANES, XYLENES, EPOXIES, ETC.).
- OUR OVENS ARE EQUIPPED WITH IR CERAMIC PANELS WHICH GIVES HIGH HEATING SPEED AND POWERFUL HEATING RANGE PER SURFACE UNIT.
- EASY PROGRAMMABLE WITH INDEPENDENT ZONES (NUMBER OF ZONES DEPEDNS FOR MODEL) THOUGHT OUR TOUCH SCREEN.
- INDEPENDIENT ZONES TEMP CONTROL (PID) THROUGH SSR RELAYS FOR COMPLETE AND ACCURATE CONTROL.
- CONVEYOR SPEED AJSUTABLE FROM 2 CM/MIN TO 200 CM/MIN (OTHER RANGES POSIBLES)
- CONVEYOR MODE CONTINUOUS SMEMA (ADJUSTABLE SPEED FROM 0.002 TO 2 M/MIN)
- CONVEYOR MODE PASS THROUGH
- ALL OUR OVENS ARE EQUIPPED WITH SPECIALLY DESIGNED IR (620 X 620 MM) PANEL TO WORK WITH ESPECIFICS WAVELENGTH FOR ORGANICS MATERIALS TO ACHIEVE BETTER HEATING SPEEDS AND EFFICIENCY.
- MOTORIZED OPENING OF HOODS FOR GREATER SIMPLICITY



CF40 HIR MODEL




TYPICAL CURING PROFILE FOR SILICONE



CF20HIR OVEN IN AUTOMATIC POTTING LINE

MATERIALS: CONFORMAL COATINGS, ACRYLICS, URETHANES, SILICONES, RTV, BI-COMPONENTS MATERIALS, ETC.



CF HIR SERIES CHARACTERISTICS

TOUCH SCREEN WITH OUR SOFTWARE DRYcontrol IR 8

ALL OUR DRYING STATIONS INCORPORATE 7" COLOR TOUCH SCREEN TO CONTROL AND VISUALIZE ALL PARAMETERS NECESSARIES IN DRYING PROCESS.

SOFTWARE IS AVAILABLE IN SOME LOCAL LANGUAGES.



ACCURATE TEMPERATURE CONTROL PID CLOSED LOOP

ALL OUR DRYING STATIONS INCORPORATES CLOSED LOOP PID CONTROL WITH SSR IN ALL HEATING ZONES. THIS CONTROL PROVIDES OF VERY ACCURATE TEMPERATURE CONTROL WITH A TEMPERATURE VARIATION OF LESS THAN 1 DEGREE.

CF20 HIR MODEL HAS 3 INDEPENDIENT CONTROL ZONES (TOP AND BOTTOM)
 CF40 HIR MODEL HAS 6 INDEPENDIENT CONTROL ZONES (TOP AND BOTTOM)
 CF60 HIR MODEL HAS 9 INDEPENDIENT CONTROL ZONES (TOP AND BOTTOM)




CHAIN CONVEYOR

CHAIN CONVEYOR MADE OF STEEL WITH 5 MM PINS AS STANDARD (OTHER LENGTH AVAILABLE) FOR MAXIMUM RELIABILITY.

MECHANICAL AJUSTABLE LUB SYSTEM .
 AUTOLUB SYSTEM BY SOFT AS OPTION

LEFT TO RIGHT AS STANDARD. RIGHT TO LEFT AVAILABLE ALSO.



CHAIN CONVEYOR WITH STTEPER PRECISION MOTORS



CONTROL WINDOW OF AUTOLUBRICATION SYSTEM

MATERIALS: CONFORMAL COATINGS, ACRYLICS, URETHANES, SILICONES, RTV, BI-COMPONENTS MATERIALS, ETC.



CF HIR SERIES SPECIFICATIONS

GENERAL SPECIFICATIONS INCLUDED

STATIONS LENGTH

- CF20HIR: 2.5 METERS.(CURING TUNEL 2.000 MM)
- CF40HIR: 4.5 METERS.(CURING TUNEL 4.000 MM)
- CF60HIR: 6.5 METERS.(CURING TUNEL 6.000 MM)

NUMBER OF ZONES

- CF20HIR 3 ZONES (TOP OR TOP AND BOTTOM)
- CF30HIR 6 ZONES (TOP OR TOP AND BOTTOM)
- CF60HIR 9 ZONES (TOP OR TOP AND BOTTOM)
- IR CERAMIC PANELS 620X620 (4000W)

CONVEYOR

- CHAIN CONVEYOR SPEED ADJUSTABLE FROM 0.02 TO 2 M/MIN (OTHER RANGES AVAILAIBLE)
- CONVEYOR WIDTH ADJUSTABLE FROM 50 TO 500 MM (AUTOMATIC SYSTEM AS OPTION)
- CHAIN BOARDS CLEARANCE BY DEFAULT 5 MM (OTHER PIN LENGHTS AVALAIBLE)
- COMPONENT CLEARANCE UP TO 80 MM (BELOW AND ABOVE)
- SMEMA COMMUNICATION FROM UPPER AND LOWER MACHINES
- MECHANICAL LUBRICATION ADJUSTABLE SYSTEM (AUTOLUBE OPTIONAL)

WORKING MODES

- CONTINUOUS (ADJUSTABLE SPEED FROM 0.02 TO 2.0 M/MIN)
- PASS THROUGH

CONTROL

- TOUCH SCREEN HMI
- SPEED CONTROL
- ZONES TEMP CONTROL
- AUTOLUBE (OPTIONAL)

SOFTWARE

- DRYcontrol IR ® INCLUDED

POWER SUPPLY

- 220/400V PAHSE

SECURITY

- EMERGENCY BUTTON
- SECURITY INTERLOCKS IN COVER
- OVER HEATING TEMP ALARM
- TEMP CONTROL BY REDUNDANT SYSTEM (PID, CONTROLLER AND BI-METAL)
- EXHAUST PUMP (NO ATEX)

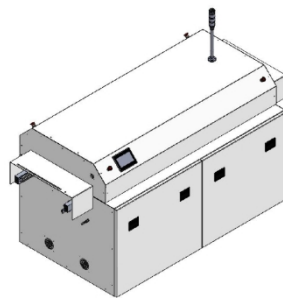
CERTIFICATION

- CE AND SMEMA

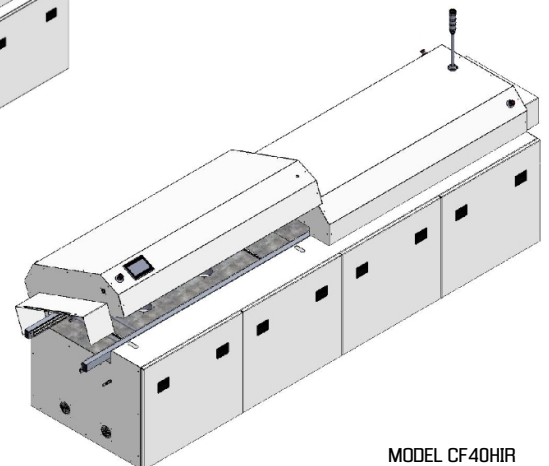


OPTIONAL EQUIPMENT


- AUTOMATIC CONVEYOR WIDTH AJUSTMENT BY SOFT
- AUTOMATIC CONVEYOR LUBRICATION SYSTEM "AUTOLUBE"
- AUTOMATIC TRAFFIC BOARDS CONTROL
- CONVEYOR: "LEFT TO RIGHT" OR "RIGHT TO LEFT"
- "ATEX" EXHAUST PUMP
- SOFTWARE AVALAIBLE IN LOCAL LANGUAJES
- CONFORMAL COATING/DISPENSING INLINE CF395IL
- FLUSH-OFF AND INSPECTION STATION



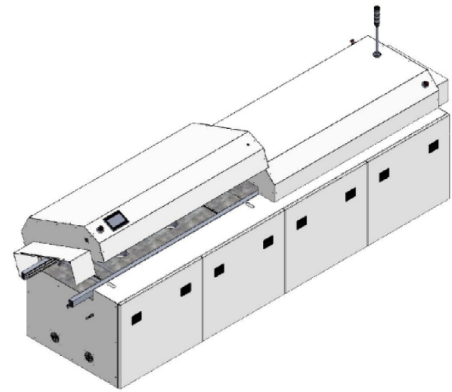

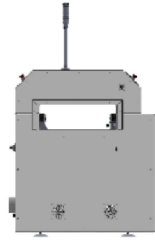
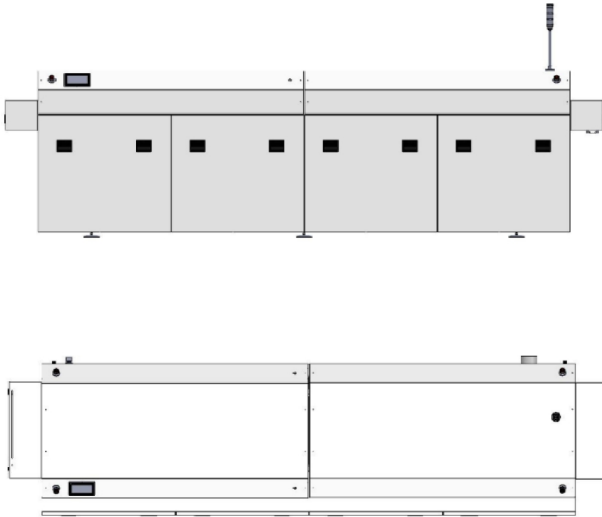
MODEL CF20HIR



MODEL CF40HIR



CF395 IL DIMENSIONS



MEDIDAS

- CF20HIR LENGHT 2.500 MM WIDTH 1.100 MM HIGHT(BEACON) 1.600 MM
- CF40HIR LENGHT 4.500 MM WIDTH 1.100 MM HIGHT(BEACON) 1.600 MM
- CF60HIR LENGHT 6.500 MM WIDTH 1.100 MM HIGHT(BEACON) 1.600 MM

INTERNATIONAL SALES DEPARTMENT

TEL. +34 925 258 073
FAX +34 925 581 457
coatflow@coatflow.com
www.coatflow.com
www.innomelt.com

LOCAL DISTRIBUTOR

